

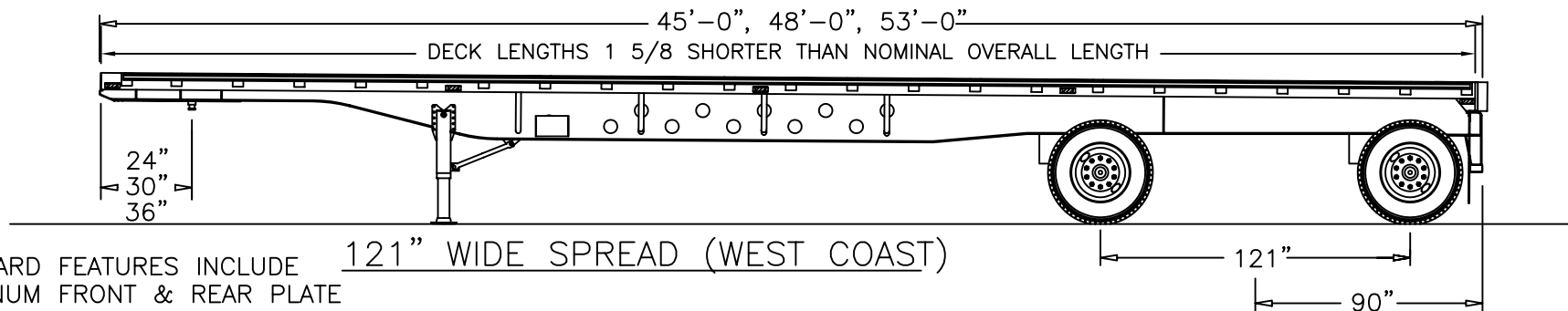
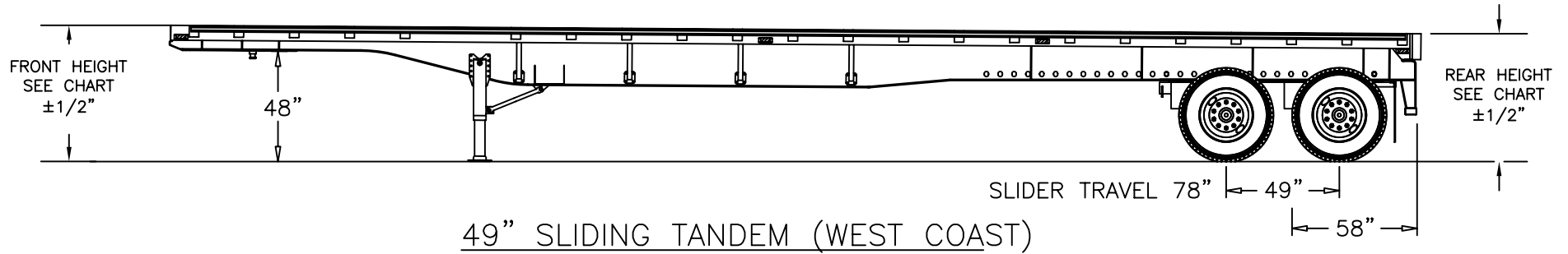
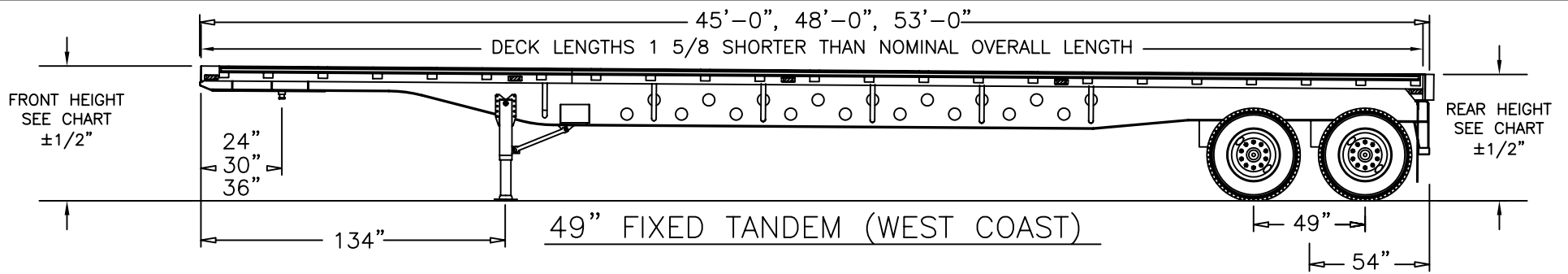


# TRANSCRAFT EAGLE II

## Eagle II Standard Specifications

<b>Front Plate</b>	High Strength Aluminum 6 1/2" deep, square corners, no stake pockets.				
<b>Rear Plate</b>	1/4" Thick High Strength Extruded Aluminum, 13" deep boxed section with internal stake pockets and recessed lites with back fully enclosed. 11 1/4" deep extra heavy duty rubber dock bumpers along with a 4" x 5" tubing bumper and heavy duty bracing provide maximum protection for the rear of the trailer. NOTE: 96" wide trailers will have a hi-tensile steel rear plate.				
<b>5th Wheel Plate</b>	SAE King pin @ 30" location, 1/4" skid plate tapers up front for easy pickup. 24" or 36" location optional.				
<b>Main Beam</b> (Lightening holes in web)	42'	45'	48'	53'	
	<b>Extreme Duty</b>	1/2"	1/2"	1/2"	1/2"
80,000 in 10'	1/4"	1/4"	1/4"	1/4"	Web
73,000 in 4'	1/2"	1/2"	1/2"	1/2"	Bottom Flange
GVWR 80,000	130k	130k	130k	130k	Material
<b>Heavy Duty (Std)</b>	3/8"	3/8"	7/16"	1/2"	Top Flange
70,000 in 10'	3/16"	3/16"	3/16"	3/16"	Web
65,000 in 4'	7/16"	7/16"	7/16"	1/2"	Bottom Flange
GVWR 80,000	130k	130k	130k	130k	Material
<b>Standard Duty</b>	3/8"	3/8"	3/8"	7/16"	Top Flange
60,000 in 10'	3/16"	3/16"	3/16"	3/16"	Web
55,000 in 4'	3/8"	3/8"	3/8"	7/16"	Bottom Flange
GVWR 73,000	>100k	>100k	>100k	>100k	Material
<b>Upper Frame</b>	4" Steel Jr. I Sills, 12" O/C, Bolted, Precoated Black,				
<b>Lower Frame</b>	Steel Pipe Braces as required running from bottom of sills to main beams with lower inner cross pipes between beams from landing gear to rear on approximately 2' centers.				
<b>Side Rail</b>	5 1/2" Aluminum Side Rail, 5/16" thick stake pockets, 1 5/8" x 3 1/2" x 4" Deep, 24" O/C, 3/8 x 3" rubrail with recess for reflective tape, 2" alum. double spools.				
<b>Landing Gear</b>	Premium Jost A400 gear, 160,000# static load rated legs with 10" x 10" square cushion foot.				

<b>Suspension</b>	Dana Roadranger 23,000# unitized airride suspension set at rear most positon.
<b>Axles</b>	5 3/4" round, extended service brake linings, "P" Spindle, Haldex Automatic Slack Adjusters. MGM spring brakes.
<b>Hub, Brake Drum, &amp; Wheels</b>	8.25-22.5 hub piloted 10 hole steel disc painted white. Cast hubs, outboard mounted cast drums.
<b>Brakes</b>	Premium Extended Service Brake lining, 16.5 x 7" with anti-lock braking sensors on every wheel. Meritor Wabco 4S2M ABS is used for maximum brake life and virtual elimination of flat spotted tires.
<b>Electric</b>	Male pin connectors to all lights with double seals. Locked in place with a positive retention pin to eliminate the biggest reason for wiring problems - loose connections. All required splices are sonic welded. All wires are double insulated in a sealed loom with molded double seals. This system was designed for Transcraft by USA Harness.  Exclusive Grote male pin connection <u>LED lights are standard</u> for a total lifetime, trouble free, electrical system with a 5 year warranty on materials and labor. This system includes 25 lights, 2 on front, 5 on each side, 2 large 4" mid wide turn lights, 6 combination 4" rear lights, 3 round identification lights, ABS lamp, and an incandescent license light. There is a simple plug-in provision for accessory power.
<b>Floor</b>	1 1/8" Aluminum interlocking Planks with 4 Apitong Nailers.
<b>Paint</b>	Steel components are cleaned, phosphatized, and primed with a 2-part universal primer, then painted with a 2-part black urethane. Aluminum components are natural.
<b>Reflective Tape</b>	The highest quality 3M reflective tape is installed in the recess of the rubrail for protection, throughout the trailer except on the rear cross tube of bumper.
<b>Trim</b>	Eagle Anti-spray mud flaps behind rear axle.
<b>Tires</b>	295/75R 22.5 General Rib ST Load Range G.



STANDARD FEATURES INCLUDE

- 121" WIDE SPREAD (WEST COAST)
- ALUMINUM FRONT & REAR PLATE
- ALUMINUM SIDE RAIL, POCKETS, DOUBLE SPOOLS
- 4" STEEL JR I-BEAM CROSSMEMBERS
- 6 STOP-TURN-TAIL COMBO LIGHTS ON REAR
- STEEL KNEE BRACES

REAR HEIGHT VARIES WITH TIRE DIAMETER AND SUSPENSION SETTING

LENGTH FEET	STANDARD FLANGE THICKNESS	SLIDING SUSPENSIONS		FIXED SUSPENSIONS	
		FRONT HEIGHT	REAR HEIGHT	FRONT HEIGHT	REAR HEIGHT
53	1/2	59 13/16	55 3/16	59 7/8	54 1/2
48	7/16	59 11/16	55	59 3/4	54 5/16
45	3/8-7/16	59 11/16	54 13/16	59 11/16	54 1/8

THE FOLLOWING TOLERANCES APPLY TO ALL DIMENSIONS UNLESS OTHERWISE SPECIFIED  
FRACTIONAL: +/- 1/2"  
DECIMAL: +/- .005"

*Transcraft*

DR. BY: SMG	NAME: EAGLE-II HEAVY DUTY SHOWN	REV: D
WEIGHT:	DATE: 08-01-01	P/N: S-148412
		SHEET 1 OF 1